
Courtyard COLLECTION[®]



Insulated steel construction, fashioned to resemble the elegant wood designs of traditional carriage house doors.

The Genuine. The Original.





Courtyard Collection® doors give you the beauty of wood with the durability of steel. Each model provides varied design options to complement any home.



Image above: Model 7560, Panel X (167T) Brown finish, Stockbridge windows, decorative hardware
Cover image: Model 7560, Panel H (161A), White finish, Stockton windows, decorative hardware

Built Better from the Inside Out

Door construction

Our Courtyard Collection® doors are made with an insulated steel construction and fashioned to resemble the elegant wood designs of traditional carriage house doors.



Foamed-in-place polyurethane insulation with an R-value* of 12.76 and U-factor up to 0.24 helps control costly heat loss and gain. This type of insulation can diminish street noise and provides for quieter door operation.



Quiet operation – Commercial grade track and hardware featuring durable 13 ball bearing rollers is standard for Model 7560 and is an optional upgrade for Model 7520. Residential track and 11 ball bearing rollers is standard for Model 7520.



In-between section thermal seals With an air infiltration rating as low as .08 cfm, these seals help to provide superior resistance to the elements.

Wind load-rated door (Optional on Model 7560). Safeguard your home in extreme wind conditions. Wind load rating means your home can be built to withstand a variety of wind conditions and meet your local building codes.



Weather resistant – Wood grain textured trim boards are resistant to dents and the elements.

High cycle spring option – Choose a 25,000 cycle spring for almost twice the life of a torsion spring.

*Overhead Door Corporation uses a calculated door section R-value for our insulated doors.



Model 7560, Panel C5 (163T) White finish, Stockbridge windows, decorative hardware

Courtyard COLLECTION® Door Designs

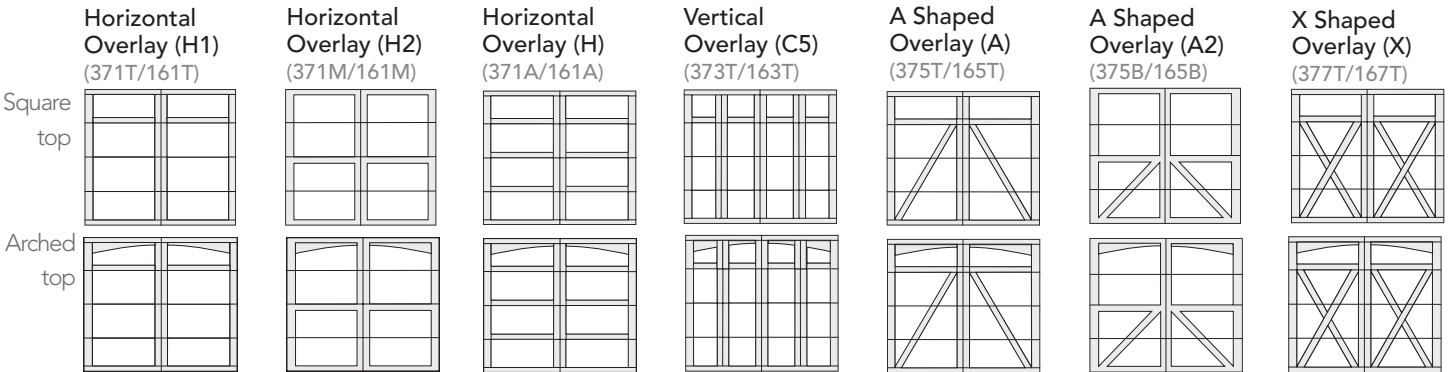
Select your door panel style

I Choose a panel style and model

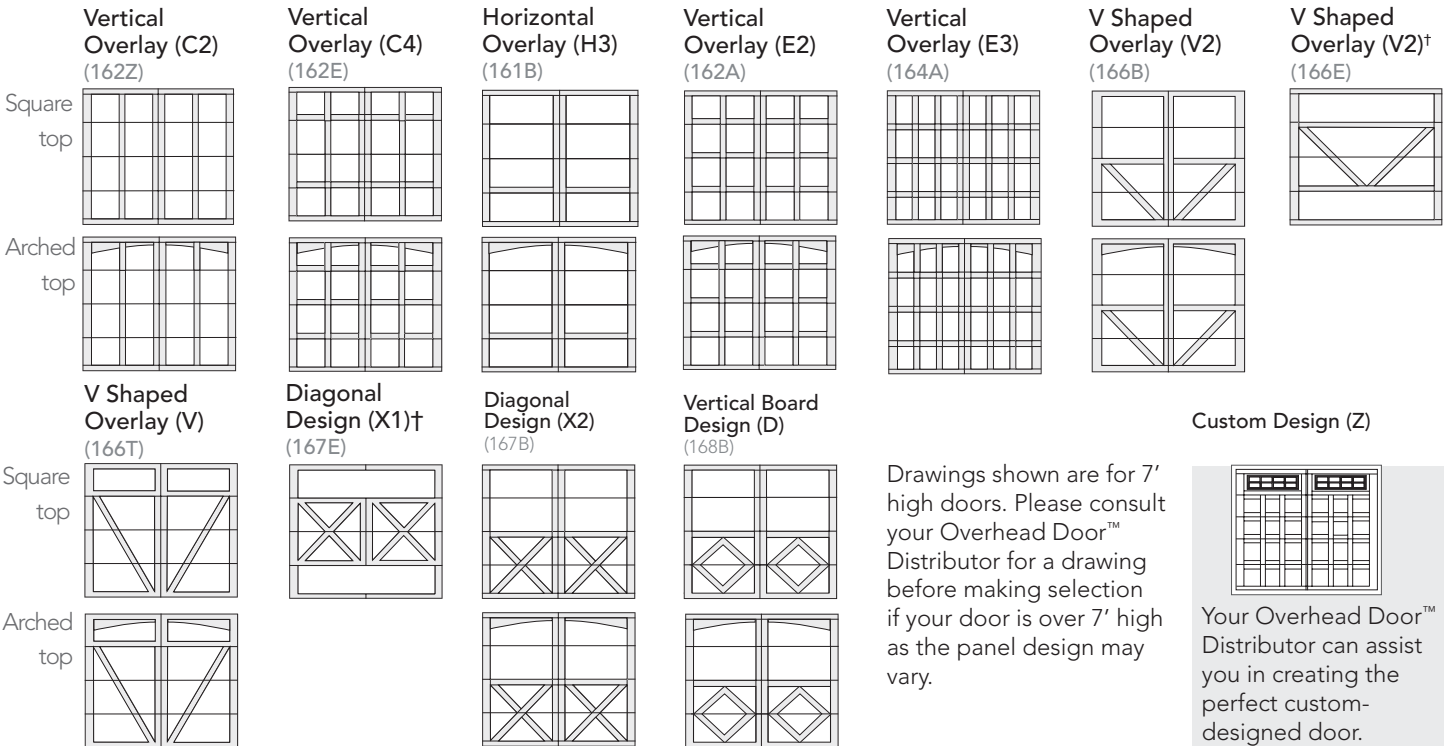
Note: Previous model numbers and panel styles are noted in parentheses in gray.

The Courtyard Collection® includes two models – please see the chart at the bottom of the page for details. Some panel styles are only offered in the Model 7560 as indicated below.

Models 7560/7520



Model 7560



*Windows and arches not available.

MODELS	WOOD GRAIN TRIM	COLOR MATCHED TRIM	WARRANTY	POLYURETHANE INSULATION	R-VALUE*	U-FACTOR**	OVERLAY THICKNESS	DOOR THICKNESS	COMMERCIAL TRACK	RESIDENTIAL TRACK	BALL BEARING ROLLERS WITH NYLON WHEELS
7560	●	●	Limited Lifetime	●	12.76	0.24	3/4"	1 3/8"	●		●
7520	●		20-Year Limited	●	9.3	0.24	3/8"	1"	optional	●	●

* R-value: The higher the R-value, the greater the insulating properties.

** U-factor: A tested value of actual energy loss of an installed door, wall, or window assembly. † See full text of warranty for details.

Courtyard COLLECTION®
Door Designs


Select your color and windows

2 Choose a color


Painted finishes




White




Almond




Desert Tan




Sandstone




Terra Bronze*




Brown*



Hunter Green*



Gray*



Black*

Actual colors may vary from brochure due to fluctuations in the printing process. **Always request a color sample from your Distributor for accurate color matching before ordering your door.**

*Available on Model 7560 only

3 Choose a window style

Wind load-rated windows are offered only for Models 7560. Windows not available on V1, X1 panels or 12' doors.



Clear Long



Stockbridge



Stockton



Stockton Arch



Somerton



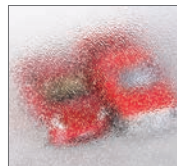
Wyndbridge

Choose a glass type

Models 7520 available with single pane glass only. Models 7560 available with insulated glass.



Clear



Obscure

Actual glass may vary from brochure photos due to fluctuations in the printing process. Check with your Overhead Door™ Distributor to view a glass sample.

Decorative Accents

Customize your door with decorative hardware

4 Choose your hardware

Value



Spear Hinge (16" and 18" available)



Bean Hinge (16" only)



Large Spear Handle



Small Spear Handle



Large Bean Handle

Premium



Bean Design Hinge



Spade Design Hinge



Traditional Hammertone Hinge



Heritage Hinge



Bean Design Handle



Large Hammered Iron Handle



Traditional Hammertone Handle


5 Choose your opener



Be sure to ask about our complete line of Overhead Door® garage door openers. Powerful, quiet and durable, these garage door openers are designed for performance, safety and convenience. Your Overhead Door™ Distributor will help you choose the opener that best suits your door and preferences.



Model 7560, Panel H1 (161T), Sandstone/Terra Bronze finish, Clear Long windows



Our Courtyard Collection® features insulated steel construction, fashioned to resemble the elegant wood designs of traditional carriage house doors.



Transform Your Home with the DoorView® Visualization Tool.

Go to overheaddoor.com to try our online interactive software tool that lets you visualize what your home would look like with a new Overhead Door™ garage door. Contact your local Overhead Door™ Distributor for more information and to receive a quote.



Model 7560, Panel C5 (163T), Gray finish, Stockton Arched windows, decorative hardware

The Genuine. The Original.

Since 1921, Overhead Door Corporation has not only raised the standards of excellence for the industry – we’ve created them. We created the first sectional garage door in 1921 and the first electric garage door opener in 1926.

Today, our network of over 400 Overhead Door™ Distributors are still leading the way with innovative solutions and unmatched installation, service and support. So look for the Red Ribbon. It’s your guarantee that you’re getting the genuine, the original Overhead Door™ products and services.

SOLD AND DISTRIBUTED BY:

Overhead Door Company of
Grand Island
(308) 389-3667

The Genuine. The Original.



2501 S. State Hwy. 121 Bus., Suite 200, Lewisville, TX 75067
1-800-929-DOOR • sales@overheaddoor.com
overheaddoor.com

